



DVD Guide

1

Table of Contents

How To Use the DVD – Overview	2
How To Use the DVD – Icon Guide	2
DVD Menus	3
Targets	4
Activities Explanation	4
Activities	5 - 15
DVD Song, Chant, Story, and Dialogue Lyrics	16 - 21

How to Use the DVD – Overview

Happy Valley 1 is an ELL series for children aged 2 to 6. The DVD can be used at home from age 1, or in the classroom, with or without the book. Have fun singing, dancing and learning English with Kinka and Pinka.

This guide will help you and your child get the most out of the DVD. You will find:

How To Use the DVD – Icon Guide;
DVD Menus;
Targets;
Activities Explanation and Activities;
Songs, Chant, Story and Dialogue Lyrics.

Have fun and be sure to visit www.happyvalley.tv for more information on resources to make learning English with Kinka and Pinka the most fun.

How to Use the DVD – Icon Guide




Sing along! Kinka and Pinka want to sing with you.



Dance with Kinka and Pinka. Follow their moves or make up your own.



Watch the screen carefully. See the stories and pictures come alive.



Answer questions. Role play. Pretend you are Kinka and Pinka.



Listen to the stories. Be careful! You might hear a question. Try to answer it.

DVD Menus

Main Menu

Go to main menu.

Play All

Play all tracks from the start.

Play By Unit

Shows the tracks grouped by unit of the student book. Press each icon to play individual tracks.

Play By Track

Shows all tracks in order. Press each icon to play individual tracks.

How To Use the DVD

Shows a guide to the icons.

Happy Valley Info

Shows information on Happy Valley materials and website.

Happy Valley Website

Shows the Happy Valley website.

Happy Valley Materials

Shows the Happy Valley Year 1 materials.

Targets

Using the DVD and the printable activities below, children can achieve these 8 targets.

- 1 – Say name: *I'm ____.*
- 2 – Say objects: *flower, tree, house, rainbow, bicycle, car and ball.*
- 3 – Say clothing: *t-shirt, shorts, skirt, socks, shoes and hat.*
- 4 – Say shapes: *circle, square, triangle, heart, diamond.*
- 5 – Identify colors: *red, yellow, pink, green, orange, purple, blue, black, white, brown.*
- 6 – Count 1 to 10.
- 7 – Dance with Kinka and Pinka.
- 8 – Say: *It's a.*

To achieve the targets, use the DVD and printable activities below. When your child is ready, they will start dancing spontaneously and sing along with the songs and chants. Use the English in the DVD to do the printable activities and talk at home. Lastly, answer all questions (e.g. What's your name?) as if you are speaking to Kinka and Pinka.





When your child has achieved the targets, give them a sticker or other small prize.

Activities Explanation

Print these 10 activities to use at home. Do them as many times as your child likes. Pages 7 and 8 are a set. Pages 9 and 10, and pages 13 and 14, are the same activity. Do in color first and then in black and white.


Have fun! And please – let us know how you get on. We'd love to hear from you at www.happyvalley.tv.

DVD Activity 1




Color and cut out the characters. Using tape, stick the characters onto chopsticks or popsicle sticks. Use the characters to role play.

DVD Activity 2

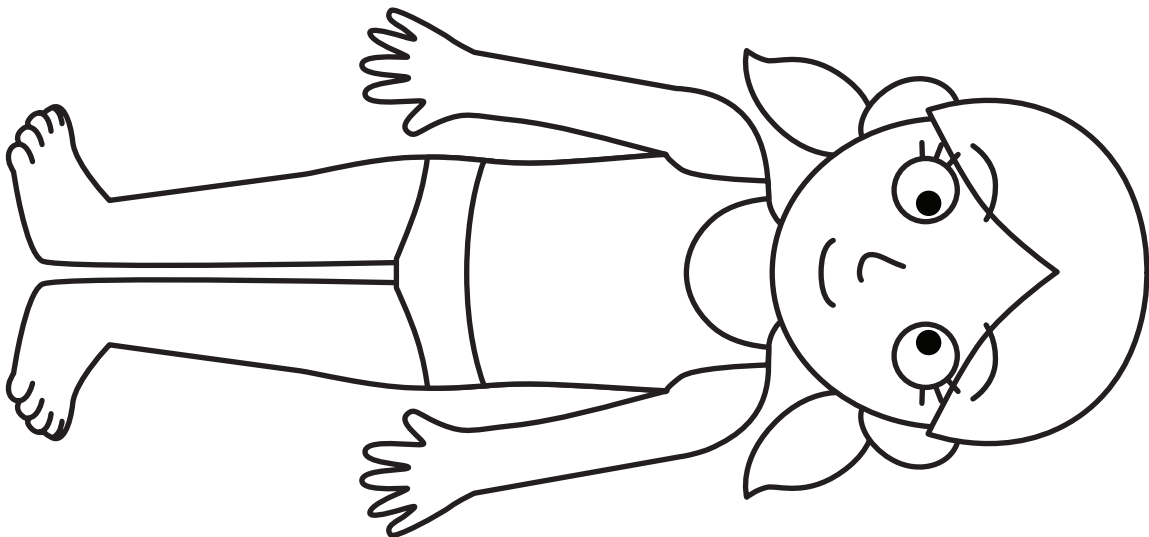
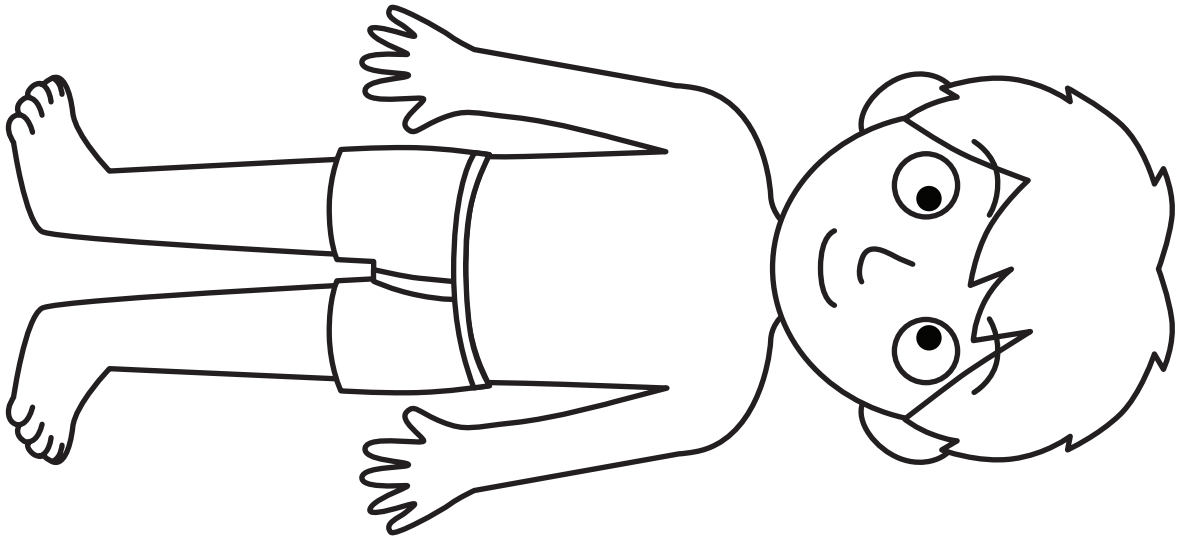


DVD Activity 3

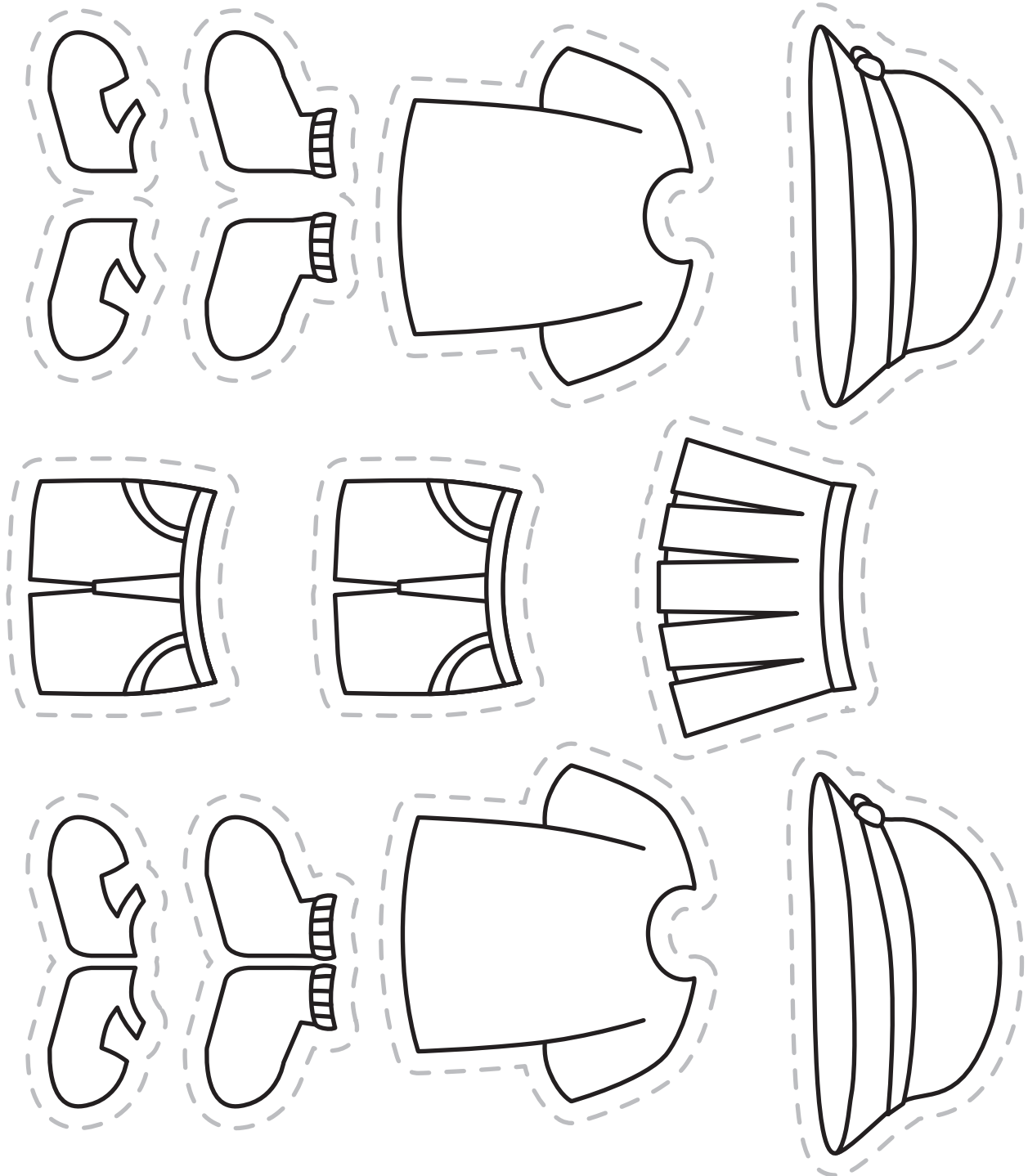


Color and cut out the tree, house, rainbow and flower. Paste them into the picture above. Color the picture.

DVD Activity 4a




DVD Activity 4b

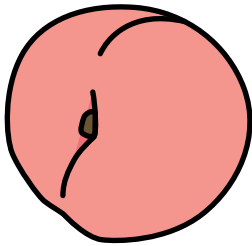


Color and cut out the clothes.
Paste them onto the boy and/or girl on the previous page.


DVD Activity 5




red




yellow



purple




pink

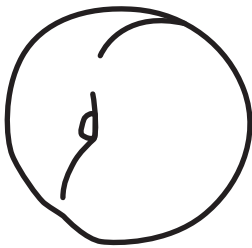


orange


DVD Activity 6




red



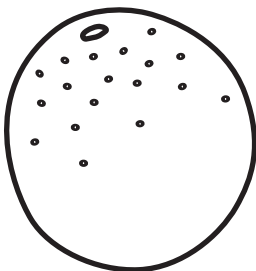
yellow



purple




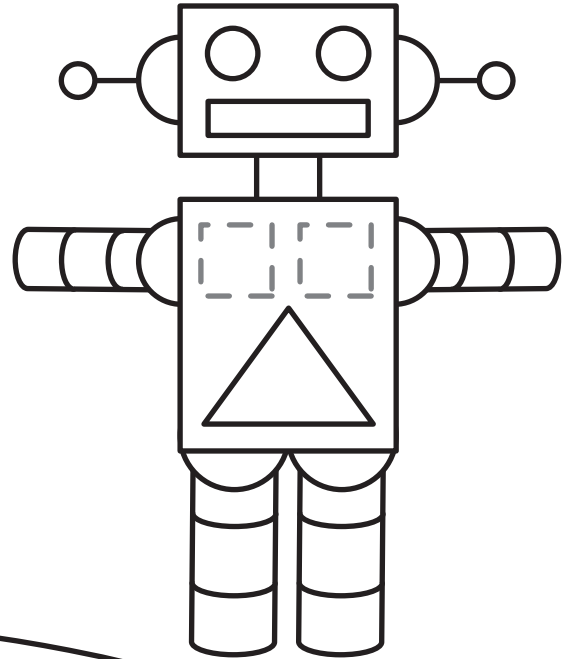

pink



orange

Color the banana yellow, the peach pink, the plum purple, the apple red and the orange orange. Then draw a line to connect the fruit to the color. You can also color the words.

DVD Activity 7




___squares ___triangles ___circles

DVD Activity 8




Connect the dots 1 to 10 to make Pinka. Connect the dots 1 to 10 to make Kinka.


DVD Activity 9




red



green




black




brown


DVD Activity 10




red



green



black



brown

Color the frog and turtle green, the crab and ladybug red, the beetle and spider black and the snail and squirrel brown. Then draw a line to connect the animal to the color. You can also color the words.

Song, Chant, Story and Dialogue Lyrics

Unit 1

1 – Hello Song

Hello, hello, hello.
Hello, hello, hello.
Hello, hello, hello, hello,
Hello, hello, hello.
Repeat.

2 – I'm Kinka

I'm Kinka. I'm Kinka. What's your name?
I'm Billy. I'm Billy. What's your name?
I'm Pinka. I'm Pinka. What's your name?
I'm Betty. I'm Betty. What's your name?

3 – Hello, I'm Kinka.

Kinka: Hello, I'm Kinka. What's your name?

Pinka: I'm Pinka.

Kinka and Pinka: What's your name?
(Say your name. "I'm __.")

4 – How Are You?

How are you? x 2
I am happy. x 2
Happy, happy, happy. x 2
I am happy. x 2
How are you? x 2
I am sad. x 2
Sad, sad, sad. x 2
I am sad. x 2
How are you? x 2
I am hungry. x 2
Hungry, hungry, hungry. x 2
I am hungry. x 2
How are you? x 2
I am sleepy. x 2
Sleepy, sleepy, sleepy. x 2
I am sleepy. x 2
How are you? x 2
I am grumpy. x 2
Grumpy, grumpy, grumpy. x 2
I am grumpy. x 2

5 – Here You Are. Thank You.

Here you are. Thank you. x 2
You're welcome. x 2
Repeat all x 4

6 – Fly, Swim, Dive, Crawl

Fly, fly, everybody fly. (echo)
Swim, swim, everybody swim. (echo)
Dive, dive, everybody dive. (echo)
Crawl around, crawl around, (echo)
Now sit down.

Unit 2

7 – Happy Birthday

Kinka: Look, it's a flower.

Pinka: What is it?

Kinka: It's a flower. What color is it? Do you know?

Kinka: It's red!

Pinka: Red!

Kinka: Look, it's a rainbow! Look, it's a tree! Look, it's a house.

Pinka: Ha ha! Kinka that's our house!

8 – It's a Chant

It's a, it's a, it's a, it's a, it's a. x 4

9 – It's a Flower Chant

It's a, it's a, it's a, it's a, it's a. x 2

It's a flower. (echo)

It's a tree. (echo)

It's a house. (echo)

It's a rainbow. (echo)

It's a flower.

It's a tree.

It's a house.

It's a rainbow.

It's a, it's a, it's a, it's a, it's a.

10 – Red, Yellow, Green, Blue

What color is it?

It's red. It's red.

What color is it?

It's yellow. It's yellow.

What color is it?

It's green. It's green.

What color is it?

It's blue. It's blue.

Point to something red.

Red, red, red, red, red, red, red, red,
red, red, red, red, red. Did you find
something red?

Point to something yellow.

Yellow, yellow, yellow, yellow, yellow
yellow, yellow, yellow, yellow, yellow,
yellow, yellow, yellow. Did you find
something yellow?

Point to something green.

Green, green, green, green, green,
green, green, green, green, green,
green, green, green. Did you find
something green?

Point to something blue.

Blue, blue, blue, blue, blue, blue, blue,
blue, blue, blue, blue, blue, blue. Did
you find something blue? I hope so!

11 – Walk, Run, Hop, Jump

Narrator: It's cloudy today in Happy
Valley, but Kinka and Pinka are playing
in the yard. Look there. It's a green car.
And there, a green ball. And there is a
bicycle. What color is the bicycle?

Kinka: It's blue!

Narrator: Good try, Kinka, but no!

Pinka: It's yellow!

Narrator: Yes, Pinka, it's a yellow bicycle.

Kinka: Two cars. A yellow car. A green
car. Hmm? No! Three cars! Ha ha!

Pinka: Ball!

Narrator: What color is Pinka's ball? It's
red. Can you find another ball? How
many balls?

Kinka: Two.

Narrator: That's right, Kinka. Now, count
the flowers.

Pinka: One, two, three, four, five.

Narrator: How many?

Kinka and Pinka: Five!

12 – It's a Chant

It's a, it's a, it's a, it's a, it's a. x 4

13 – It's a Flower

Narrator: What is it?

Pinka: It's a flower. It's blue. It's a blue
flower.

Narrator: What is it?

Pinka: It's a ball. It's red. It's a red ball.

Narrator: What is it?

Pinka: It's a car. It's green. It's a green car.

Narrator: What is it?

Pinka: It's a bicycle. It's yellow. It's a
yellow bicycle.

Unit 4

14 – Where's My Hat?

Where's my hat? x 2

There.

Where?

There.

Where's my t-shirt?

There.

Where?

There.

Where's my skirt?

There.

Where?

There.

Where are my shorts?

There.

Where?

There.

Where are my socks?

There.

Where?

There.

Where're my shoes?

There.

Where?

There.

Where?

There.

Where?

There.

Where?

There.

Where?

There.

15 – Phonics Song

a, a, a, a, Ally Ant,

b, b, b, b, Billy Bus,

c, c, c, c, Cally Cat,

d, d, d, d, Dilly Dog,

e, e, Elly Elephant e, e, Elly Elephant.

f, f, f, f, Filly Fish,

g, g, g, g, Golly Goat,

h, h, h, h, Holly Horse,

i, i, i, i, Iggy Iguana,

j, j, Jilly Jellyfish j, j, Jilly Jellyfish.

k, k, k, k, Kippy Kangaroo.

l, l, l, l, Leo Lion.

m, m, m, m, Milly Monkey.

n, n, n, n, Nicky Nurse,

o, o, Olly Octopus o, o, Olly Octopus.

p, p, p, p, Penny Pig,

q, q, q, q, Queeny Queen,
 r, r, r, r, Rabby Rabbit,
 s, s, s, s, Sissy Snake,
 t, t, Tommy Tiger t, t, Tommy Tiger.
 u, u, u, u, Uncle Umpire,
 v, v, v, v, Vinny Vampire,
 w, w, w, w, Winny Witch,
 x, x, x, x, Loxy Fox,
 y, y, Yally Yak y, y, Yally Yak, Yeah!
 Hey! What about me?
 I'm sorry.
 That's OK.
 z, z, Ziggy Zebra z, z, Ziggy Zebra.

Unit 5

16 – Fruit Snack

Narrator: Kinka and Pinka are in the kitchen. It's time for a snack. What does Pinka have?

Pinka: I have a plum! A purple plum.

Narrator: Yes, Pinka, it is purple! What else is there?

Kinka: I have a banana. Yummy!

Narrator: Yes, Kinka, bananas are yummy. What color is your banana? Do you remember?

Kinka: Yes. It's yellow.

Narrator: Yes. What else do you have?

Pinka: Pink peaches, red apples and orange oranges.

Kinka: Orange oranges. Ha ha!

Narrator: Yes, oranges are orange, Kinka. Ha ha!

17 – It's a Chant

It's a, it's a, it's a, it's a, it's a. x 4

18 – It's an Apple

Narrator: What is it?

Pinka: It's an apple. It's red. It's a red apple.

Narrator: What is it?

Pinka: It's an peach. It's pink. It's a pink peach.

Narrator: What is it?

Pinka: It's an banana. It's yellow. It's a yellow banana.

Narrator: What is it?

Pinka: It's an plum. It's purple. It's a purple plum.

19 – Pink, Green, Orange, Purple

What color is it?

It's pink. It's pink.

What color is it?

It's green. It's green.

What color is it?

It's orange. It's orange.

What color is it?

It's purple. It's purple.

Point to something pink. Pink, pink, pink, pink, pink, pink, pink, pink, pink, pink, pink, pink. Did you find something pink?

Point to something green. Green, green, green, green, green, green, green, green, green, green, green, green. Did you find something green?

Point to something orange. Orange, orange, orange, orange, orange, orange, orange, orange, orange, orange, orange, orange. Did you find something orange?

Point to something purple. Purple, purple, purple, purple, purple, purple, purple, purple, purple, purple, purple, purple. Did you find something purple? I hope so!

Unit 6

20 - It's a Circle Chant

It's a, it's a, it's a, it's a, it's a. x 2

It's a circle. (echo)

It's a heart. (echo)

It's a diamond. (echo)

It's a square. (echo)

It's a triangle. (echo)

It's a robot. (echo)

It's a book. (echo)

It's a doll. (echo)

It's a circle. (echo)

It's a heart.

It's a diamond.

It's a square.

It's a triangle.

It's a robot.

It's a book.

It's a doll.

It's a, it's a, it's a, it's a, it's a.

21 – They Are My Toys

It's my robot.
My robot.
It's my book.
My book.
It's my doll.
My doll.
They are my toys.
Walk like a robot.
Walk, walk, walk.
Walk like a robot.
Walk, walk, walk.
Walk like a robot.
Walk, walk, walk.
They are my toys.
Read my book.
Read, read, read.
Read my book.
Read, read, read.
Read my book.
Read, read, read.
They are my toys.
Hug my doll.
Hug, hug, hug.
Hug my doll.
Hug, hug, hug.
Hug my doll.
Hug, hug, hug.
They are my toys!

22 – What Shape Is It?

It's an orange circle.
It's a pink heart.
It's a purple diamond.
What shape is it?
It's an orange square.
It's a pink triangle.
It's a purple diamond.
What shape is it?

Unit 7

23 – Numbers 1 to 10

1, 2, 3, 4, 5
6, 7, 8, 9, 10.
1, 2, 3, 4, 5
6, 7, 8, 9, 10.
Repeat.

24 – Head, Shoulder, Knees and Toes, 1 to 10

OK, everybody, show me your fingers.
Great!
Now, show me your toes. Fantastic! Let's sing.
Head, shoulders, knees and toes. Knees and toes.
Head, shoulders, knees and toes. Knees and toes.
Count your fingers. Count your toes.
10 fingers. 10 toes.
Let's go!
Fingers. 1, 2, 3, 4, 5, 6, 7, 8, 9, 10.
Toes! 1, 2, 3, 4, 5, 6, 7, 8, 9, 10.
10 fingers, 10 toes.
10 fingers, 10 toes.
Way to go!

25 – My Body Wiggle

There's a wiggle in my head, in my head. x 2
There's a wiggle, wiggle, wiggle, wiggle, wiggle, wiggle, wiggle.
There's a wiggle in my head, in my head.
There's a wiggle in my shoulders, in my shoulders. x 2
There's a wiggle, wiggle, wiggle, wiggle, wiggle, wiggle, wiggle.
There's a wiggle in my shoulders, in my shoulders.
There's a wiggle in my knees, in my knees. x 2
There's a wiggle, wiggle, wiggle, wiggle, wiggle, wiggle, wiggle.
There's a wiggle in my knees, in my knees.
There's a wiggle in my fingers, in my fingers. x 2
There's a wiggle, wiggle, wiggle, wiggle, wiggle, wiggle, wiggle.
There's a wiggle in my fingers, in my fingers.
There's a wiggle in my toes, in my toes. x 2
There's a wiggle, wiggle, wiggle, wiggle, wiggle, wiggle, wiggle.
There's a wiggle in my toes, in my toes.

Unit 8

26 – Is It a Frog?

Look, it's a bee.
Look, it's a frog.
Look, it's a ladybug.
Look, it's a fly.
Look, it's a butterfly.
Look, it's a snail.
Look, it's a spider.
Look, it's a duck.
Is it a ladybug?
No!
Is it a butterfly?
No!
Is it a snail?
No!
Is it a frog?
Yes! It's a frog.

27 – The Yes, No Song

Yes, yes, yes, yes, yes.
No, no, no, no, no.
Yes, yes, yes, yes, yes.
No, no, no, no, no.
Repeat .

28 – It's a Bee Chant

It's a, it's a, it's a, it's a, it's a. x 2
It's a bee. (echo)
It's a frog. (echo)
It's a ladybug. (echo)
It's a fly. (echo)
It's a butterfly. (echo)
It's a snail. (echo)
It's a spider. (echo)
It's a duck. (echo)
It's a bee.
It's a frog.
It's a ladybug.
It's a fly.
It's a butterfly.
It's a snail.
It's a spider.
It's a duck.
It's a, it's a, it's a, it's a, it's a.

Unit 9

29 – A Present, Please

What do you want? (echo)
A sandwich, please. (echo)
What do you want? (echo)
A strawberry, please. (echo)

What do you want? (echo)
Chips, please. (echo)
What do you want? (echo)
Pizza, please. (echo)
What do you want? (echo)
What do you want? (echo)
Cake, please. (echo)
What do you want? (echo)
Juice, please. (echo)
What do you want? (echo)
Tea, please. (echo)
What do you want? (echo)
Pizza, please. (echo)
What do you want? (echo)
A present, please. (echo)
What do you want? (echo)
What do you want? (echo)
A present, please. (echo)
What do you want? (echo)
What do you want? (echo)
A present, please. (echo)

30 – Kinkajou Is Playing Soccer

Kinkajou is playing soccer.*
Playing soccer,* x 2
Kinkajou is playing soccer.*
Playing soccer.*
(*washing up, eating pizza,
drinking juice)

31 – Ten Little Presents

1 little, 2 little, 3 little presents,
4 little, 5 little, 6 little presents,
7 little, 8 little, 9 little presents,
10 birthday presents!
10 little, 9 little, 8 little presents,
7 little, 6 little, 5 little presents,
4 little, 3 little, 2 little presents
1 birthday present! x 2

32 – Turn Around

Turn, turn,
Turn around!
Up, up,
Up and down.
Wiggle, wiggle,
Wiggle around.
Turn and wiggle around.

Unit 10

33 – Count the Animals

How many animals?

Let's count!

1 giraffe, 2 pandas, 3 bears, 4 camels,
5 crabs, oh no!

Can't get on the bus!

6 owls, 7 turtles, 8 squirrels, 9 koalas,
10 beetles, oh no!

Can't get on the bus!

1 giraffe, 2 pandas, 3 bears, 4 camels,
5 crabs, oh no!

Can't get on the bus!

6 owls, 7 turtles, 8 squirrels, 9 koalas,
10 beetles, oh no!

Can't get on the bus!

34 – Giraffe Chant

Giraffe, giraffe, giraffe, ____.

Pandas, pandas, pandas, ____.

Bears, bears, bears, ____.

Camels, camels, camels, ____.

Crabs, crabs, crabs, ____.

Giraffe, pandas, bears, camels, crabs.
x 2

Owls, owls, owls, ____.

Turtles, turtles, turtles, ____.

Squirrels, squirrels, squirrels, ____.

Koalas, koalas, koalas, ____.

Beetles, beetles, beetles, ____.

Owls, turtles squirrels, koalas, beetles.
x 2

35 – Black, White, Brown, Red

What color is it?

It's black. It's black.

What color is it?

It's white. It's white.

What color is it?

It's brown. It's brown.

What color is it?

It's red. It's red.

Point to something black.

Black, black, black, black, black, black,
black, black, black, black, black,
black, black. Did you find something
black?

Point to something white.

White, white, white, white, white, white,
white, white, white, white, white, white,
white. Did you find something white?

Point to something brown.

Brown, brown, brown, brown, brown,
brown, brown, brown, brown, brown,
brown, brown, brown. Did you find
something brown?

Point to something red.

Red, red, red, red, red, red, red, red,
red, red, red, red, red. Did you find
something red? I hope so!

36 - Goodbye

Goodbye, goodbye, goodbye.

Goodbye, goodbye, goodbye.

Goodbye, goodbye, goodbye, goodbye,

Goodbye, goodbye, Goodbye. x 2