



# DVDご利用ガイド

1

# 目次

---

DVDご利用ガイド - 概要	2
DVDご利用ガイド - アイコンの説明	2
メニュー	3
ターゲット (学習目標)	4
アクティビティの説明	4
アクティビティ	5 - 15
歌とチャンツの歌詞、お話と会話のセリフ	16 - 21

# DVDご利用ガイド - 概要

ハッピーバレー 1 は2歳から6歳児を対象とした英語教材シリーズです。このDVDは1歳からご家庭または教室でご使用可能です。テキスト(別売)と一緒に、またはDVDのみでもお楽しみいただけます。キンカとピンカと一緒に歌やダンスで楽しく英語を学びましょう。

このご利用ガイドを使ってDVDを最大限にご活用ください。ご利用ガイドの内容は、

DVDご利用ガイド - アイコンの説明

メニュー

ターゲット(学習目標)

アクティビティの説明とアクティビティ

歌とチャンツの歌詞、お話と会話のセリフ

どうぞお楽しみください。また、より楽しく学べる情報を[www.happyvalley.tv](http://www.happyvalley.tv)でご紹介していますので忘れずチェックしてください。キンカとピンカとの英語学習がもっともっと楽しくなります。

## DVDご利用ガイド - アイコンの説明




いっしょに歌おう!キンカとピンカがいっしょに歌いたがってるよ。



キンカとピンカといっしょに踊ろう。キンカとピンカのマネをしよう。自分のオリジナルダンスも作ってみよう。



画面をよく見てね。お話や絵が生き生きと動き出すよ。



質問に答えよう。ロールプレイをしよう。キンカとピンカのふりをしてやってみよう。



お話を聞こう。気を付けて!質問が飛び出すかもしれないよ。がんばって答えてみよう。

# DVD メニュー

---

**Main Menu**

メインメニューに戻る

メインメニュー

**Play All**

はじめから全てのトラックを再生する

全て再生

**Play By Unit**

スチューデントブック (別売) のユニットごとに表示する。  
アイコンを選んで各ユニットを再生する。

ユニットごとに再生

**Play By Track**

トラックごとに表示する。アイコンを選んで各トラックを再生する。

トラックごとに再生

**How To Use the DVD**

アイコンの説明

DVDご利用ガイド

**Happy Valley Info**

ハッピーバレーの教材とウェブサイトのご案内

ハッピーバレー インフォメーション

**Happy Valley Website**

ウェブサイトのご案内

ハッピーバレー ウェブサイト

**Happy Valley Materials**

ハッピーバレー 1 教材のご案内

ハッピーバレー 教材

# ターゲット(学習目標)

---

DVDと次ページの印刷用アクティビティを使えば、子供たちは8つのターゲット(学習目標)を達成できます。

1. 名前を言う:I'm \_\_\_\_.(私は\_\_\_\_です。)
2. 物の名前を言う:flower(花)、tree(木)、house(家)、rainbow(虹)、bicycle(自転車)、car(車)、ball(ボール)
3. 着る物の名前を言う:t-shirt(Tシャツ)、shorts(半ズボン)、skirt(スカート)、socks(靴下)、shoes(靴)、hat(帽子)
4. 形を言う:circle(丸)、square(四角)、triangle(三角)、heart(ハート)、diamond(ひし形)
5. 色を見分ける:red(赤)、yellow(黄色)、pink(ピンク)、green(緑)、orange(オレンジ)、purple(紫)、blue(青)、black(黒)、white(白)、brown(茶色)
6. 1から10まで数える。
7. キンカとピンカと一緒に踊る。
8. It's a.を言う。




ターゲットを達成するには、このDVDと印刷用アクティビティをご利用ください。自発的に踊って、歌やチャンツに合わせて一緒に歌うことが出来ればターゲットをほぼ達成しています。ご家庭で印刷用アクティビティをしたり、英語を話したりしてみましょう。最後は、キンカとピンカに話しかけるようにお子様に質問してみましょう(例えばWhat's your name? など)。全て答えることが出来ればターゲット達成です。ターゲットを達成したらシールや小さなプレゼント等のご褒美をあげましょう。

## アクティビティの説明

---

次の10種類のアクティビティを印刷してご家庭で使いましょう。お子様が気に入れば何度でも繰り返して行いましょう。7ページと8ページはセットになっています。9ページと10ページ、13ページと14ページはそれぞれ同じアクティビティです。まずはカラーで、そのあと白黒で行いましょう。


# アクティビティ1



色をぬってキャラクターを切りぬきましょう。テープを使ってお箸や棒にはり付けましょう。  
キャラクターを使ってロールプレイをしよう。

## アクティビティ2

---




---

---

---

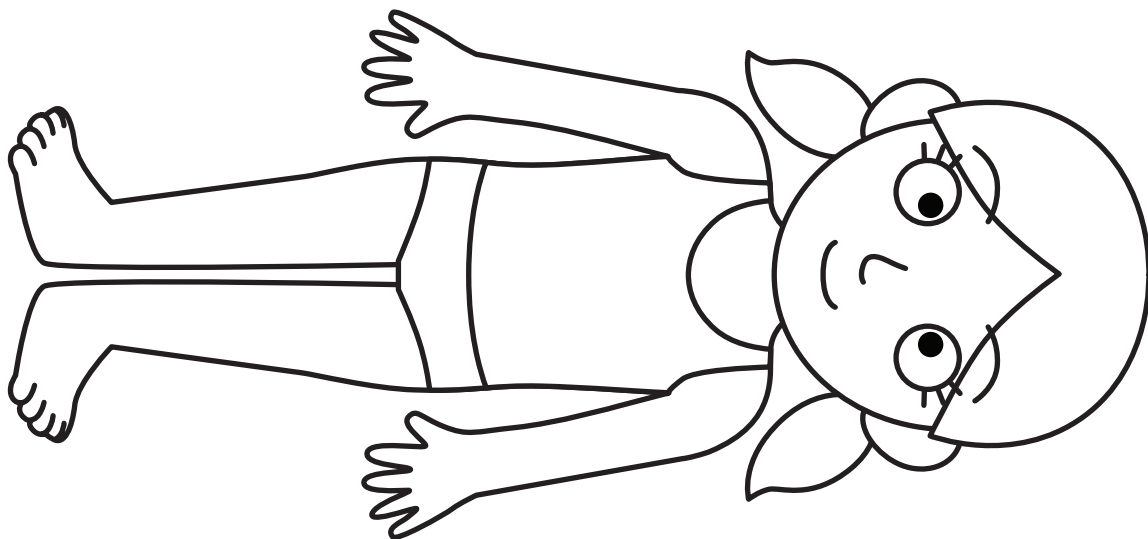
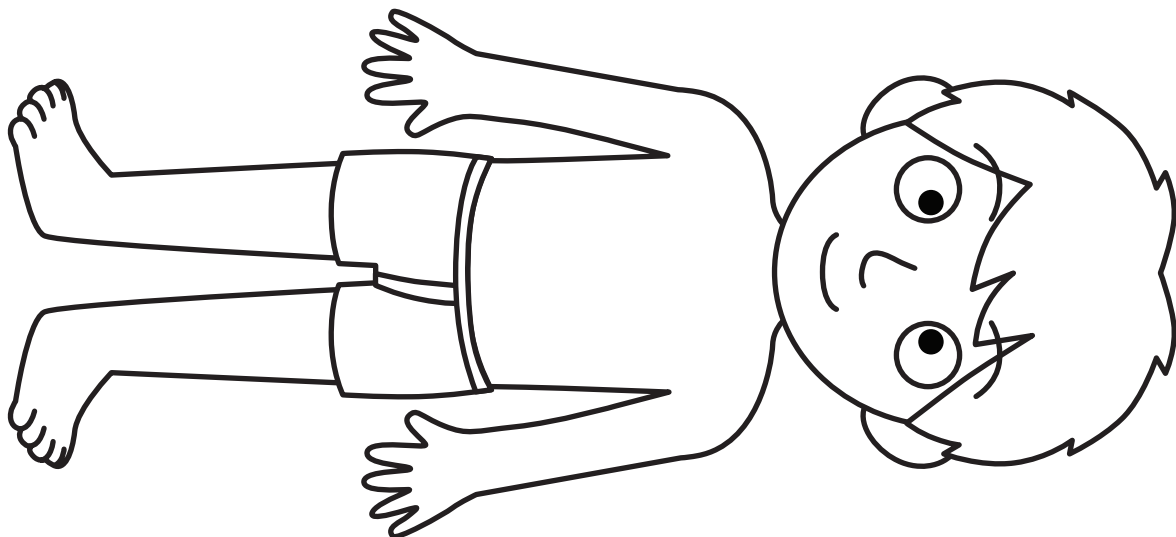
### アクティビティ3



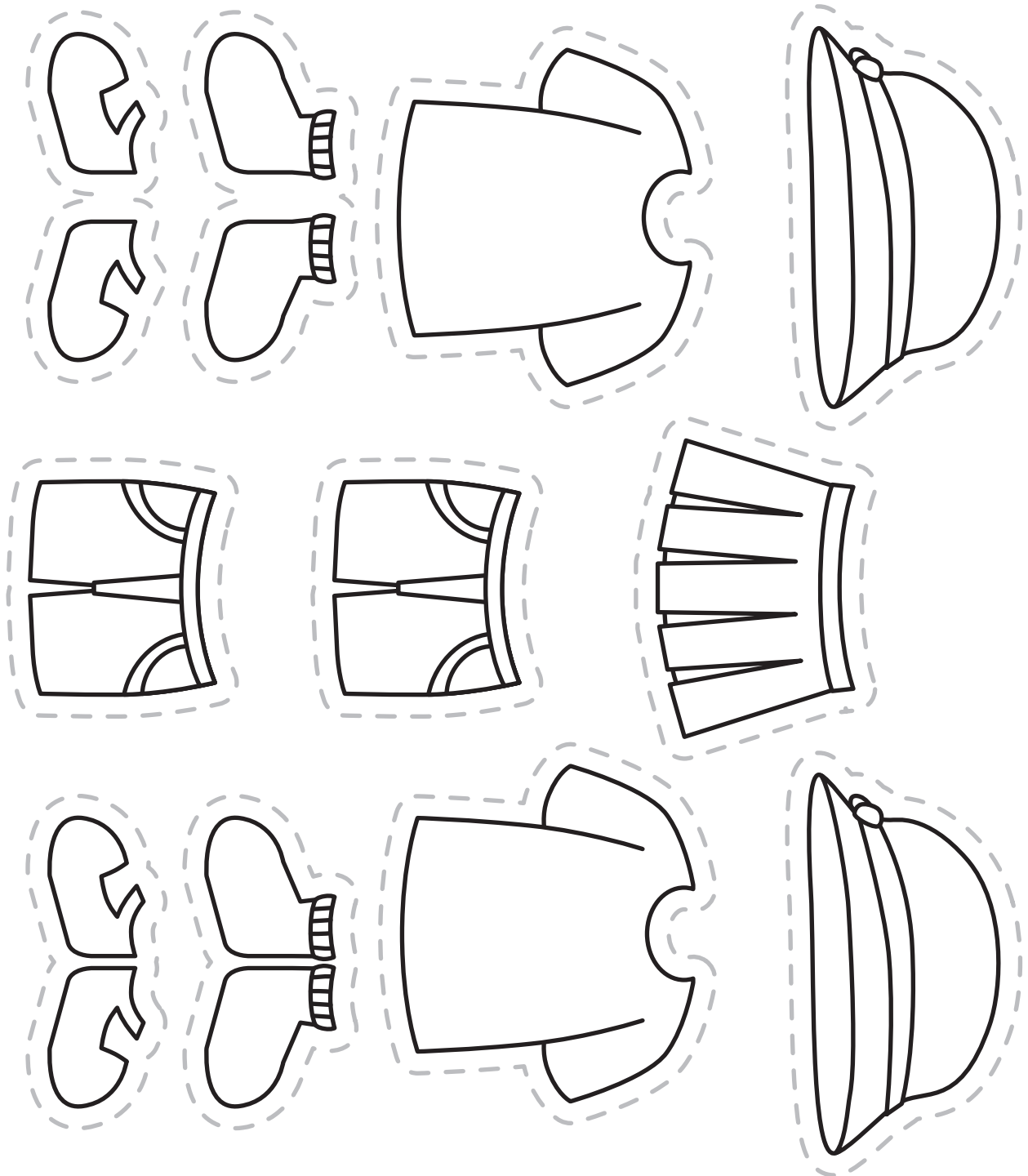
木、いえ、にじ、花に色をぬって切りぬき、上の絵にはりましょう。上の絵にも色をぬりましょう。

## アクティビティ4a

---




## アクティビティ4b

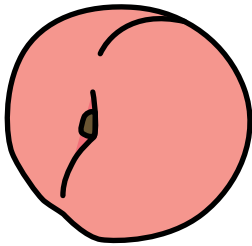


## アクティビティ5


---




red




yellow



purple




pink



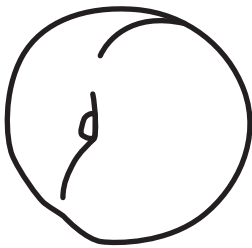
orange

## アクティビティ6


---




red



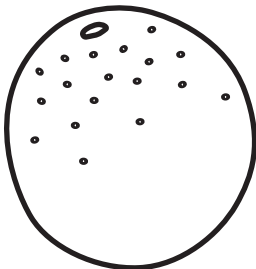
yellow



purple




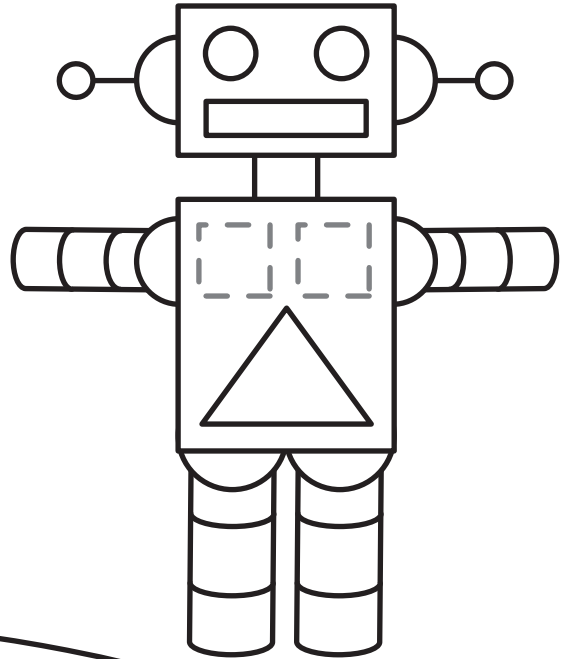

pink



orange

バナナを黄色、ももをピンク、プラムをむらさき、りんごを赤、オレンジをオレンジにぬりましょう。  
次にくだものと色を線でつなぎましょう。英語の文字にも同じ色をぬってみましょう。

## アクティビティ7



\_\_\_squares \_\_\_triangles \_\_\_circles


## アクティビティ8




1から10の点を順番につなげてピンクにしてみよう。1から10の点を順番につなげてキンカにしてみよう。

## アクティビティ9

---




red



green




black




brown

# アクティビティ 10


---




red



green



black



brown

カエルとカメを緑、カニとテントウムシを赤、カブトムシとクモを黒、カタツムリとリスを茶色にぬりましょう。  
動物と色を線でつなぎましょう。英語の文字にも同じ色をぬってみましょう。

# 歌とチャンツの歌詞、お話と会話のセリフ

## Unit 1

### 1 – Hello Song

Hello, hello, hello.  
Hello, hello, hello.  
Hello, hello, hello, hello,  
Hello, hello, hello.  
Repeat.

### 2 – I'm Kinka

I'm Kinka. I'm Kinka. What's your name?  
I'm Billy. I'm Billy. What's your name?  
I'm Pinka. I'm Pinka. What's your name?  
I'm Betty. I'm Betty. What's your name?

### 3 – Hello, I'm Kinka.

**Kinka:** Hello, I'm Kinka. What's your name?

**Pinka:** I'm Pinka.

**Kinka and Pinka:** What's your name?  
(Say your name. "I'm \_\_.")

### 4 – How Are You?

How are you? x 2  
I am happy. x 2  
Happy, happy, happy. x 2  
I am happy. x 2  
How are you? x 2  
I am sad. x 2  
Sad, sad, sad. x 2  
I am sad. x 2  
How are you? x 2  
I am hungry. x 2  
Hungry, hungry, hungry. x 2  
I am hungry. x 2  
How are you? x 2  
I am sleepy. x 2  
Sleepy, sleepy, sleepy. x 2  
I am sleepy. x 2  
How are you? x 2  
I am grumpy. x 2  
Grumpy, grumpy, grumpy. x 2  
I am grumpy. x 2

### 5 – Here You Are. Thank You.

Here you are. Thank you. x 2  
You're welcome. x 2  
Repeat all x 4

### 6 – Fly, Swim, Dive, Crawl

Fly, fly, everybody fly. (echo)  
Swim, swim, everybody swim. (echo)  
Dive, dive, everybody dive. (echo)  
Crawl around, crawl around, (echo)  
Now sit down.

## Unit 2

### 7 – Happy Birthday

**Kinka:** Look, it's a flower.

**Pinka:** What is it?

**Kinka:** It's a flower. What color is it? Do you know?

**Kinka:** It's red!

**Pinka:** Red!

**Kinka:** Look, it's a rainbow! Look, it's a tree! Look, it's a house.

**Pinka:** Ha ha! Kinka that's our house!

### 8 – It's a Chant

It's a, it's a, it's a, it's a, it's a. x 4

### 9 – It's a Flower Chant

It's a, it's a, it's a, it's a, it's a. x 2  
It's a flower. (echo)  
It's a tree. (echo)  
It's a house. (echo)  
It's a rainbow. (echo)  
It's a flower.  
It's a tree.  
It's a house.  
It's a rainbow.  
It's a, it's a, it's a, it's a, it's a.

### 10 – Red, Yellow, Green, Blue

What color is it?  
It's red. It's red.  
What color is it?  
It's yellow. It's yellow.  
What color is it?  
It's green. It's green.  
What color is it?  
It's blue. It's blue.  
Point to something red.  
Red, red, red, red, red, red, red, red,  
red, red, red, red, red. Did you find something red?  
Point to something yellow.

Yellow, yellow, yellow, yellow, yellow  
yellow, yellow, yellow, yellow, yellow,  
yellow, yellow, yellow. Did you find  
something yellow?

Point to something green.

Green, green, green, green, green,  
green, green, green, green, green,  
green, green, green. Did you find  
something green?

Point to something blue.

Blue, blue, blue, blue, blue, blue, blue,  
blue, blue, blue, blue, blue, blue. Did  
you find something blue? I hope so!

### 11 – Walk, Run, Hop, Jump

**Narrator:** It's cloudy today in Happy  
Valley, but Kinka and Pinka are playing  
in the yard. Look there. It's a green car.  
And there, a green ball. And there is a  
bicycle. What color is the bicycle?

**Kinka:** It's blue!

**Narrator:** Good try, Kinka, but no!

**Pinka:** It's yellow!

**Narrator:** Yes, Pinka, it's a yellow bicycle.

**Kinka:** Two cars. A yellow car. A green  
car. Hmm? No! Three cars! Ha ha!

**Pinka:** Ball!

**Narrator:** What color is Pinka's ball? It's  
red. Can you find another ball? How  
many balls?

**Kinka:** Two.

**Narrator:** That's right, Kinka. Now, count  
the flowers.

**Pinka:** One, two, three, four, five.

**Narrator:** How many?

**Kinka and Pinka:** Five!

### 12 – It's a Chant

It's a, it's a, it's a, it's a, it's a. x 4

### 13 – It's a Flower

**Narrator:** What is it?

**Pinka:** It's a flower. It's blue. It's a blue  
flower.

**Narrator:** What is it?

**Pinka:** It's a ball. It's red. It's a red ball.

**Narrator:** What is it?

**Pinka:** It's a car. It's green. It's a green car.

**Narrator:** What is it?

**Pinka:** It's a bicycle. It's yellow. It's a  
yellow bicycle.

## Unit 4

### 14 – Where's My Hat?

Where's my hat? x 2

There.

Where?

There.

Where's my t-shirt?

There.

Where?

There.

Where's my skirt?

There.

Where?

There.

Where are my shorts?

There.

Where?

There.

Where are my socks?

There.

Where?

There.

Where're my shoes?

There.

Where?

There.

Where?

There.

Where?

There.

Where?

There.

Where?

There.

### 15 – Phonics Song

*a, a, a, a, Ally Ant,*

*b, b, b, b, Billy Bus,*

*c, c, c, c, Cally Cat,*

*d, d, d, d, Dilly Dog,*

*e, e, Elly Elephant e, e, Elly Elephant.*

*f, f, f, f, Filly Fish,*

*g, g, g, g, Golly Goat,*

*h, h, h, h, Holly Horse,*

*i, i, i, i, Iggy Iguana,*

*j, j, Jilly Jellyfish j, j, Jilly Jellyfish.*

*k, k, k, k, Kippy Kangaroo.*

*l, l, l, l, Leo Lion.*

*m, m, m, m, Milly Monkey.*

*n, n, n, n, Nicky Nurse,*

*o, o, Olly Octopus o, o, Olly Octopus.*

*p, p, p, p, Penny Pig,*

q, q, q, q, Queeny Queen,  
 r, r, r, r, Rabby Rabbit,  
 s, s, s, s, Sissy Snake,  
 t, t, Tommy Tiger t, t, Tommy Tiger.  
 u, u, u, u, Uncle Umpire,  
 v, v, v, v, Vinny Vampire,  
 w, w, w, w, Winny Witch,  
 x, x, x, x, Loxy Fox,  
 y, y, Yally Yak y, y, Yally Yak, Yeah!  
 Hey! What about me?  
 I'm sorry.  
 That's OK.  
 z, z, Ziggy Zebra z, z, Ziggy Zebra.

## Unit 5

### 16 – Fruit Snack

**Narrator:** Kinka and Pinka are in the kitchen. It's time for a snack. What does Pinka have?

**Pinka:** I have a plum! A purple plum.

**Narrator:** Yes, Pinka, it is purple! What else is there?

**Kinka:** I have a banana. Yummy!

**Narrator:** Yes, Kinka, bananas are yummy. What color is your banana? Do you remember?

**Kinka:** Yes. It's yellow.

**Narrator:** Yes. What else do you have?

**Pinka:** Pink peaches, red apples and orange oranges.

**Kinka:** Orange oranges. Ha ha!

**Narrator:** Yes, oranges are orange, Kinka. Ha ha!

### 17 – It's a Chant

It's a, it's a, it's a, it's a, it's a. x 4

### 18 – It's an Apple

**Narrator:** What is it?

**Pinka:** It's an apple. It's red. It's a red apple.

**Narrator:** What is it?

**Pinka:** It's an peach. It's pink. It's a pink peach.

**Narrator:** What is it?

**Pinka:** It's an banana. It's yellow. It's a yellow banana.

**Narrator:** What is it?

**Pinka:** It's an plum. It's purple. It's a purple plum.

## 19 – Pink, Green, Orange, Purple

What color is it?

It's pink. It's pink.

What color is it?

It's green. It's green.

What color is it?

It's orange. It's orange.

What color is it?

It's purple. It's purple.

Point to something pink. Pink, pink, pink, pink, pink, pink, pink, pink, pink, pink. Did you find something pink?

Point to something green. Green, green, green, green, green, green, green, green, green, green. Did you find something green?

Point to something orange. Orange, orange, orange, orange, orange, orange, orange, orange, orange, orange. Did you find something orange?

Point to something purple. Purple, purple, purple, purple, purple, purple, purple, purple, purple, purple. Did you find something purple? I hope so!

## Unit 6

### 20 - It's a Circle Chant

It's a, it's a, it's a, it's a, it's a. x 2

It's a circle. (echo)

It's a heart. (echo)

It's a diamond. (echo)

It's a square. (echo)

It's a triangle. (echo)

It's a robot. (echo)

It's a book. (echo)

It's a doll. (echo)

It's a circle. (echo)

It's a heart.

It's a diamond.

It's a square.

It's a triangle.

It's a robot.

It's a book.

It's a doll.

It's a, it's a, it's a, it's a, it's a.

## **21 – They Are My Toys**

It's my robot.  
My robot.  
It's my book.  
My book.  
It's my doll.  
My doll.  
They are my toys.  
Walk like a robot.  
Walk, walk, walk.  
Walk like a robot.  
Walk, walk, walk.  
Walk like a robot.  
Walk, walk, walk.  
They are my toys.  
Read my book.  
Read, read, read.  
Read my book.  
Read, read, read.  
Read my book.  
Read, read, read.  
They are my toys.  
Hug my doll.  
Hug, hug, hug.  
Hug my doll.  
Hug, hug, hug.  
Hug my doll.  
Hug, hug, hug.  
They are my toys!

## **22 – What Shape Is It?**

It's an orange circle.  
It's a pink heart.  
It's a purple diamond.  
What shape is it?  
It's an orange square.  
It's a pink triangle.  
It's a purple diamond.  
What shape is it?

## **Unit 7**

### **23 – Numbers 1 to 10**

1, 2, 3, 4, 5  
6, 7, 8, 9, 10.  
1, 2, 3, 4, 5  
6, 7, 8, 9, 10.  
Repeat.

## **24 – Head, Shoulder, Knees and Toes, 1 to 10**

OK, everybody, show me your fingers.  
Great!  
Now, show me your toes. Fantastic! Let's sing.  
Head, shoulders, knees and toes. Knees and toes.  
Head, shoulders, knees and toes. Knees and toes.  
Count your fingers. Count your toes.  
10 fingers. 10 toes.  
Let's go!  
Fingers. 1, 2, 3, 4, 5, 6, 7, 8, 9, 10.  
Toes! 1, 2, 3, 4, 5, 6, 7, 8, 9, 10.  
10 fingers, 10 toes.  
10 fingers, 10 toes.  
Way to go!

## **25 – My Body Wiggle**

There's a wiggle in my head, in my head. x 2  
There's a wiggle, wiggle, wiggle, wiggle, wiggle, wiggle, wiggle.  
There's a wiggle in my head, in my head.  
There's a wiggle in my shoulders, in my shoulders. x 2  
There's a wiggle, wiggle, wiggle, wiggle, wiggle, wiggle, wiggle.  
There's a wiggle in my shoulders, in my shoulders.  
There's a wiggle in my knees, in my knees. x 2  
There's a wiggle, wiggle, wiggle, wiggle, wiggle, wiggle, wiggle.  
There's a wiggle in my knees, in my knees.  
There's a wiggle in my fingers, in my fingers. x 2  
There's a wiggle, wiggle, wiggle, wiggle, wiggle, wiggle, wiggle.  
There's a wiggle in my fingers, in my fingers.  
There's a wiggle in my toes, in my toes. x 2  
There's a wiggle, wiggle, wiggle, wiggle, wiggle, wiggle, wiggle.  
There's a wiggle in my toes, in my toes.

## Unit 8

### 26 – Is It a Frog?

Look, it's a bee.  
Look, it's a frog.  
Look, it's a ladybug.  
Look, it's a fly.  
Look, it's a butterfly.  
Look, it's a snail.  
Look, it's a spider.  
Look, it's a duck.  
Is it a ladybug?  
No!  
Is it a butterfly?  
No!  
Is it a snail?  
No!  
Is it a frog?  
Yes! It's a frog.

### 27 – The Yes, No Song

Yes, yes, yes, yes, yes.  
No, no, no, no, no.  
Yes, yes, yes, yes, yes.  
No, no, no, no, no.  
Repeat .

### 28 – It's a Bee Chant

It's a, it's a, it's a, it's a, it's a. x 2  
It's a bee. (echo)  
It's a frog. (echo)  
It's a ladybug. (echo)  
It's a fly. (echo)  
It's a butterfly. (echo)  
It's a snail. (echo)  
It's a spider. (echo)  
It's a duck. (echo)  
It's a bee.  
It's a frog.  
It's a ladybug.  
It's a fly.  
It's a butterfly.  
It's a snail.  
It's a spider.  
It's a duck.  
It's a, it's a, it's a, it's a, it's a.

## Unit 9

### 29 – A Present, Please

What do you want? (echo)  
A sandwich, please. (echo)  
What do you want? (echo)  
A strawberry, please. (echo)

What do you want? (echo)  
Chips, please. (echo)  
What do you want? (echo)  
Pizza, please. (echo)  
What do you want? (echo)  
What do you want? (echo)  
Cake, please. (echo)  
What do you want? (echo)  
Juice, please. (echo)  
What do you want? (echo)  
Tea, please. (echo)  
What do you want? (echo)  
Pizza, please. (echo)  
What do you want? (echo)  
A present, please. (echo)  
What do you want? (echo)  
What do you want? (echo)  
A present, please. (echo)  
What do you want? (echo)  
What do you want? (echo)  
A present, please. (echo)

### 30 – Kinkajou Is Playing Soccer

Kinkajou is playing soccer.\*  
Playing soccer,\* x 2  
Kinkajou is playing soccer.\*  
Playing soccer.\*  
(\*washing up, eating pizza,  
drinking juice)

### 31 – Ten Little Presents

1 little, 2 little, 3 little presents,  
4 little, 5 little, 6 little presents,  
7 little, 8 little, 9 little presents,  
10 birthday presents!  
10 little, 9 little, 8 little presents,  
7 little, 6 little, 5 little presents,  
4 little, 3 little, 2 little presents  
1 birthday present! x 2

### 32 – Turn Around

Turn, turn,  
Turn around!  
Up, up,  
Up and down.  
Wiggle, wiggle,  
Wiggle around.  
Turn and wiggle around.

## Unit 10

### 33 – Count the Animals

How many animals?

Let's count!

1 giraffe, 2 pandas, 3 bears, 4 camels,  
5 crabs, oh no!

Can't get on the bus!

6 owls, 7 turtles, 8 squirrels, 9 koalas,  
10 beetles, oh no!

Can't get on the bus!

1 giraffe, 2 pandas, 3 bears, 4 camels,  
5 crabs, oh no!

Can't get on the bus!

6 owls, 7 turtles, 8 squirrels, 9 koalas,  
10 beetles, oh no!

Can't get on the bus!

### 34 – Giraffe Chant

Giraffe, giraffe, giraffe, \_\_\_\_.

Pandas, pandas, pandas, \_\_\_\_.

Bears, bears, bears, \_\_\_\_.

Camels, camels, camels, \_\_\_\_.

Crabs, crabs, crabs, \_\_\_\_.

Giraffe, pandas, bears, camels, crabs.  
x 2

Owls, owls, owls, \_\_\_\_.

Turtles, turtles, turtles, \_\_\_\_.

Squirrels, squirrels, squirrels, \_\_\_\_.

Koalas, koalas, koalas, \_\_\_\_.

Beetles, beetles, beetles, \_\_\_\_.

Owls, turtles squirrels, koalas, beetles.  
x 2

### 35 – Black, White, Brown, Red

What color is it?

It's black. It's black.

What color is it?

It's white. It's white.

What color is it?

It's brown. It's brown.

What color is it?

It's red. It's red.

Point to something black.

Black, black, black, black, black, black,  
black, black, black, black, black,  
black, black. Did you find something  
black?

Point to something white.

White, white, white, white, white, white,  
white, white, white, white, white, white,  
white. Did you find something white?

Point to something brown.

Brown, brown, brown, brown, brown,  
brown, brown, brown, brown, brown,  
brown, brown, brown. Did you find  
something brown?

Point to something red.

Red, red, red, red, red, red, red, red,  
red, red, red, red, red. Did you find  
something red? I hope so!

### 36 - Goodbye

Goodbye, goodbye, goodbye.

Goodbye, goodbye, goodbye.

Goodbye, goodbye, goodbye, goodbye,

Goodbye, goodbye, Goodbye. x 2